

PRODUCT APPLICATION

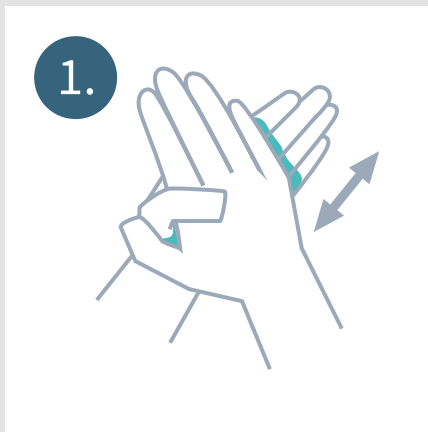


YOUR SKIN IN GOOD HANDS.
Skin Protection. Skin Cleansing. Skin Care.

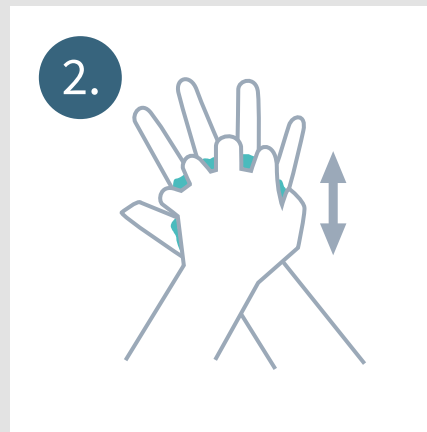


HYGIENIC HAND DISINFECTION

STANDARD RUBBING TECHNIQUE
IN ACCORDANCE WITH EN 1500



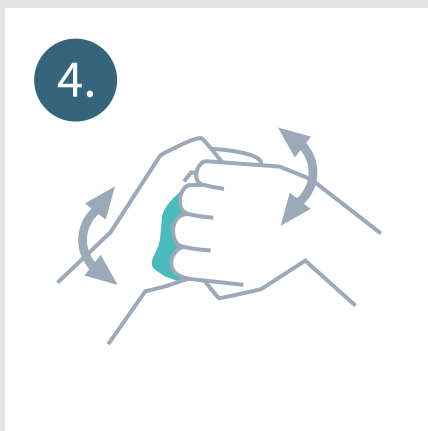
1. Apply an adequate amount of HERWE hand disinfection on the dry palm and rub in well.



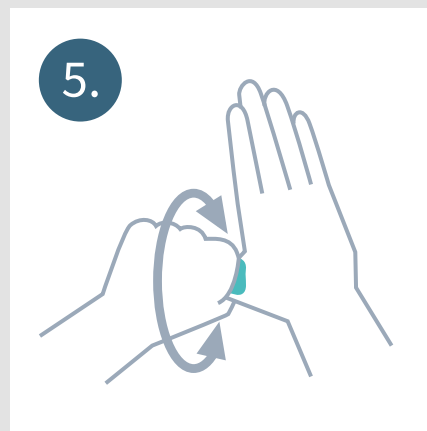
2. Rub the palm against the back of the hand, alternately both hands.



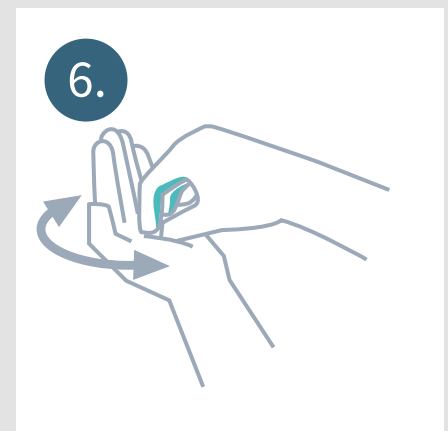
3. Rub palms, fingers interlaced.



4. Press backs of the fingers in opposite palms and turn.



5. Rub both thumbs in the closed palm in circular motion.



6. Rub fingertips in the palm of the hand back and forth, alternately both hands.